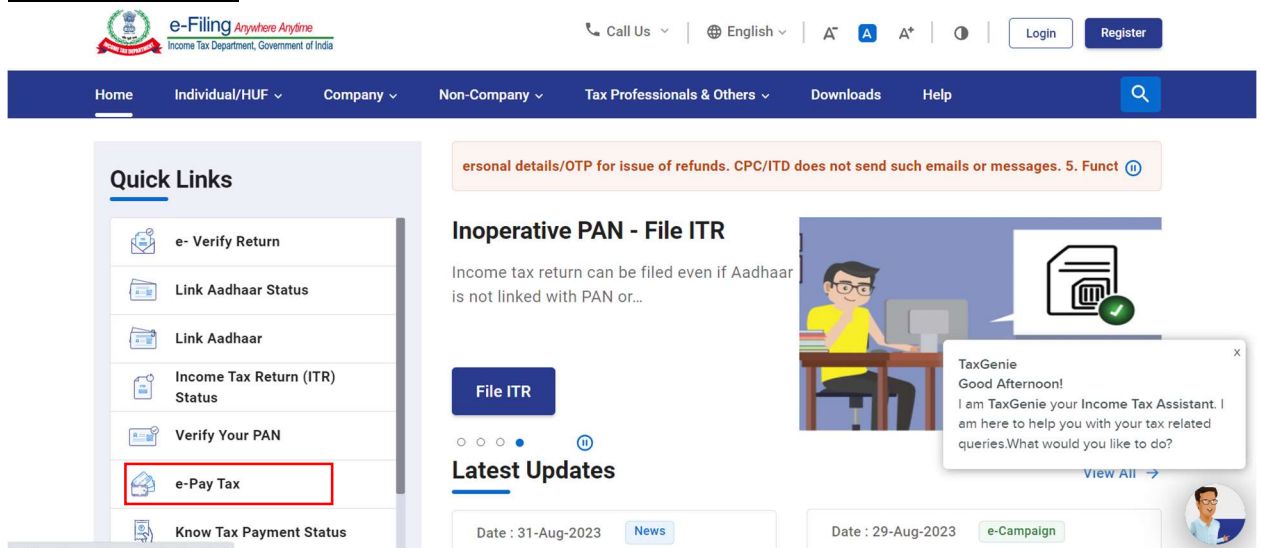


ADVANCE TAX PAYMENT

Advance Tax Payment Due Dates FY 2023-24		
Installment	Advance Tax Due Date	Tax to be Paid
1st Installment	15th June	15% of tax liability
2nd Installment	15th September	45% of tax liability
3rd Installment	15th December	75% of tax liability
4th Installment	15th March	100% of tax liability

1. **LINK :** <https://www.incometax.gov.in/iec/foportal/>

2. **CLICK ON E-PAY TAX**



The screenshot shows the official e-filing portal for the Income Tax Department of India. The header includes the e-Filing logo and contact information. The navigation menu lists various user categories. The 'Quick Links' sidebar on the left contains several options, with 'e-Pay Tax' highlighted by a red rectangular box. Other visible elements include a 'File ITR' button, a 'Latest Updates' section, and a 'TaxGenie' chatbot window.


3. INPUT PAN AND MOBILE NO

The screenshot shows the 'e-Pay Tax' form on the e-Filing portal. The form is titled 'e-Pay Tax' and includes instructions for payment methods. It features two input fields for PAN/TAN, both of which have error messages: 'Error : Please enter a valid PAN / TAN' and 'Error : Please re-enter PAN/TAN to confirm details'. Below these is a 'Mobile' input field with a dropdown for country code. A red box highlights the PAN/TAN and Mobile fields. A 'TaxGenie' chatbot is visible on the right side of the form.

4. INPUT OTP

The screenshot shows the 'e-Pay Tax' form at the 'OTP verification' step. It features a 'Mobile OTP' input field consisting of six empty boxes. Below the input field is a 'Resend OTP' button and a counter indicating '3 attempt(s) remaining'. The form also shows the 'OTP expires in 14:44' and navigation buttons for 'Back' and 'Continue'.

5. CLICK ON CONTINUE

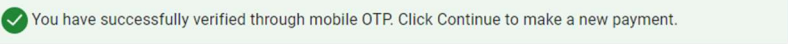
 **e-Filing** *Anywhere Anytime*
Income Tax Department, Government of India

Call Us | English | A A |

Home Individual/HUF Company Non-Company Tax Professionals & Others Downloads Hel

Home > e-Pay Tax


e-Pay Tax

 You have successfully verified through mobile OTP. Click Continue to make a new payment.

PAN / TAN: AAIPD2680H Name: SXXXXXXXX RXXXXO DXXXXXXXXE

[< Back](#) [Continue >](#)

6. CLICK ON INCOME TAX >> PROCEED

 **e-Filing** *Anywhere Anytime*
Income Tax Department, Government of India

Call Us | English | A A | Login Register

Home > e-Pay Tax


e-Pay Tax

PAN: AAIPD2680H

Income Tax Advance Tax (100), Self Assessment Tax (300), Tax on Distributed Income to Unit Holders (107)... Read More Proceed	Demand Payment as Regular Assessment Tax (400) Payment of demand raised against previous years processed returns Proceed	Equalisation Levy/ STT/ CTT Equalisation Levy (119), Commodities Transaction Tax (800), Securities Transactions Tax (ST... Read More Proceed
Fee/ Other Payments Fees, Wealth Tax, Fringe Benefit Tax, Banking Cash Transaction Tax, Interest Tax, Hotel Receipts... Read More Proceed		

Tax Go lar am qu

7. SELECT AY- 2024-25 AND TYPE OF PAYMENT : ADVANCE TAX(100)

 **e-Filing** Anywhere Anytime
Income Tax Department, Government of India

Call Us | English | A⁺ A A⁺ | Login Register

Home Individual/HUF Company Non-Company Tax Professionals & Others Downloads Help

Home > e-Pay Tax

1 Add Tax Applicable Details → 2 Add Tax Break Up Details → 3 Add Payment Details

New Payment

PAN: AAIPD2680H

* Indicates the mandatory fields

Assessment Year *	Type of Payment (Minor Head) *
2024-25	Advance Tax (100)

Financial Year is 2023-24 for the selected Assessment Year 2024-25

Tax Applicable (Major Head) is **Income Tax (Other than Companies)(0021)**

Back Continue >

TaxGenie Good After I am TaxGenie am here to queries.Wh

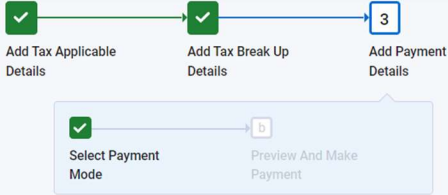
8. INPUT THE TAX AMOUNT TO BE PAID UNDER TAX AND SUBMIT

* Indicates the mandatory fields

(a) Tax	₹ 0
(b) Surcharge	₹ 0
(c) Cess	₹ 0
(d) Interest	₹ 0
(e) Penalty	₹ 0
(f) Others	₹ 0
Total (a + b + c + d + e + f)	₹ 0
In words	Zero Rupees

Back Continue >

9. SELECT PAYMENT OPTION FROM BANK / DEBIT CARD / NEFT / GATEWAY AND CONTINUE











New Payment

PAN:

* Indicates the mandatory fields

Net Banking Debit Card Pay at Bank Counter RTGS/NEFT Payment Gateway ⓘ

Taxpayers having bank account with an Authorised Bank can use this mode for payment. No transaction charge/fee is applicable for making tax payment through this mode.

-  Axis Bank
-  Bank Of Baroda
-  HDFC Bank
-  ICICI Bank
-  IDBI Bank
-  Kotak Mahindra Bank
-  Punjab National Bank
-  State Bank Of India
- Other Bank

10. FOLLOW THE PAYMENT PROCESS AND DOWNLOAD THE CHALLAN

✓ Add Tax Applicable Details → ✓ Add Tax Break Up Details → ✓ Add Payment Details

✓ Select Payment Mode → ✓ Preview And Make Payment

✓ **The Challan Payment is successful!**
You can download the challan receipt by clicking Download.

[Download](#)

Summary

Taxpayer Details		Assessment Year	Financial Year
AAIPD2680H	SHRIDHAR RAMRAO DESHPANDE	2024-25	2023-24
Tax Applicable (Major Head) Income Tax (Other than Companies) (0021)			
Type of Payment (Minor Head) Advance Tax (100)	Amount(in ₹) ₹ 10,000	Amount(in words) Rupees Ten Thousand Only	

Payment Details			
CIN 23090700878505HDFC	Payment Mode Net Banking	Bank Name HDFC Bank	Number N2325008095984
Date of Payment 07-Sep-2023			

[< Back](#) [Make Another Payment](#) [Download](#)

“SHARE THE CHALLAN WITH YOUR CA / ADVISOR. CHECK IN A WEEK IN 26AS IN INCOME TAX PORTAL.”

“ADVANCE TAX IS THE RESPONSIBLE WAY TO MANAGE YOUR FINANCES AND AVOID LAST-MINUTE TAX WOES.”